



Fashion Design

Dreamzone
Basaveshwaranagar

Fashion Design

Fashion and you

Fashion defines our lifestyle and shapes our thinking. It presents us with an identity of our cultural core. Real fashion ignites the fervor of revolution while stirring up a passion for tradition. It gives us wings of style and roots of substance, too!

Like it or not, the all-inclusive fashion is very much a part of our daily life. Evidently, we take into stride the sweeping changes of our environment and that of everything else including the economy, through the fashion of what we do wear and what we do not.

Fashion Education

Fashion is about “Imagineering”, where dreams take precedence over mundane logic. And where dreams rule, the method of teaching we were so used to while at schools never works. To learn fashion, one does not need just memory that anyway gets erased by the passage of time – it calls for experiences of a spontaneous outflow of creative energy, finding an expression of its own, and on its own. We call it experiential learning.

Why Dreamzone?

We create such a zone to help your creative dreams make the transition into a realm of reality. That’s the reason why we say that your dreams are what our real differentiators are. Since we nurture young dreams, our vibrations resonate with your aspirations. In the name of fashion education, all that we strive to do is to put you back to where you belong to the zone of dreams for real world expressions.

Our comprehensive and authorized curriculum is built by listening to people, market and industry. It is bundled with their inputs. We impart productivity without stifling your creativity so that your performance exceeds the expectations right from the day one. You get hands-on experience with technology, tools, and equip yourself with the best practices that come handy in the world of works.

At the end of the day, you learn to fashion any medium – be it textile or leather – and cloth every dream that goes hand in hand with eternity.

Application Of Design

Introduction to Fashion Design
Basic Design & Creativity
Collection Range
Haute Couture
Pret a port/ Ready to wear
Avant-garde



Elements of Design

Line
Dots
Shape
Space
Color
Value
Form
Texture
Movement



Principles Of Design

Repetition
Gradation
Rhythm
Harmony
Contrast
Dominance
Emphasis
Proportion
Balance
Unity



Prints and patterns

Types of prints and patterns

Styling

Face shapes
Style tips for various figure shapes
Fashion Do's and Don'ts

Practical Exercise

Textures
Painting texture (Rendering)
Fabric Texture wheel
Textured collage board
Line
Geometrical design repetition
Motif design repetition
Color wheel
Abstract
Tattoo
Saree Border
Saree Pallu
Silhouette
Styling
Vegetable/Rubber Print
Patterns
Fashion Forecasting
:Research and Development



History Of Fashion

Egypt
Greece
Rome
France
England
Japan
China
India



Practices

Develop a historic theme based costume
Develop Indian traditional based western garment

Textile Science

Classification of textile fibres
Properties of textile fibres
Fibres
Natural cellulose fibres
Cotton
Flax
Coir
Jute
Silk
Wool
Specialty wool
Manufactured fibres




Yarn

- Yarn types
- Yarn process
- Spinning process of cotton



Textile Design

- History of Art in Textile
- Design ideas and design
- Painting design and ideas



Fabric

Woven

- Looms
- Woven fabrics
- Basic Weaves
- Common fabric terms
- General care of textiles



Kintts

- Classification of knitted fabrics
- Characteristics
- Knitted fabric types



Fabric Finishing Process

- Dyeing
- Selection of dye
- Natural dye
- Synthetic dye
- Selection of dyeing methods



Fashion Illustration

- Material for drawing
- Shading
- Eyes
- Nose
- Lips
- Ear
- Hands
- Legs & Feet
- Face & hair styles
- Neck
- Collar
- Skirts
- Dress
- Waist line
- Bows & Ties
- Pockets
- Trousers
- Proportions of the ideal figure
- Fashion figure compared to a normal figure
- Female & Head Theory
- Men & Head Theory
- Stick diagram
- Fashion Figure
- Apparel design
- Men's shirt
- Fashion figures is various techniques
- Shade
- Sandals
- Inspiration mood boards



Pattern Making

- Introduction to pattern making
- Basic body
- Dart Manipulation
- Cuff, Collar, Pocket
- A line frock
- Umbrella frock
- T-Shirt
- Kurtha
- Formal shirt
- Plain kicker
- Skirt (Plain & Umbrella)
- Salwaar / Churidhar
- Kameez / Nighty
- Maxi
- Ladies shirt
- Sari Blouse
- Grading
- Tech pack referred pattern making
- Accessories (Bag)
- Term Garment
- Portfolio Garment



Draping

Introduction to draping
 Body form parts & types
 Basic bodice front & back
 Lower torso (Skirt)
 Dart Manipulation draping
 Project & Submission

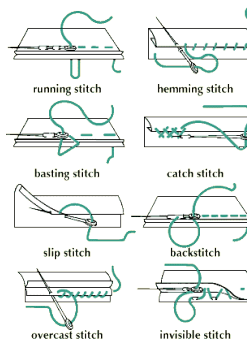


Garment Construction

Introduction to sewing machine
 Practice to control the sewing machine
 GC Paper exercise

Tacking

Even Tacking
 Uneven Tacking
 Half Back Stitch
 Herring Bone Stitch
 Hemming
 Slant Stitch
 Vertical Stitch
 Blanket Stitch



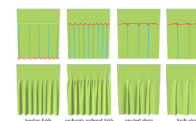
Seams

Flat fell
 Simple Seam
 Bound Seam
 French Seam
 Run & fell
 Point Seam
 Piping
 Pink Edges
 Turned Edges



Pleats

Kinfe Pleat
 Box Pleat
 Inverted Box Pleat
 Combination Pleat



Fashion Effects

Dart
 Tucks
 Gathers
 Ruffles
 Smocking
 Shirring



Garment parts

Placket
 Pocket
 Cuffs
 Collars



Garments

Kids Basic Bodice
 Kurta
 Formal Shirt
 Skirt
 Kameez/ Salwar
 Portfolio Garment



Fashion Management

- Fashion Forecasting
- Fashion Trend
- Fashion Cycle
- Product Design & Development
- Merchandising
- Apparel Merchandising
- Product Development Process
- Sourcing
- Wash Care
- Thread
- Elastic
- Zipper
- Button
- Label
- Costing
- Trims

Apparel Industry

- Fashion Forecasting
- Fashion Trend
- Fashion Cycle
- Product Design & Development
- Merchandising
- Apparel Merchandising
- Product Development Process
- Sourcing

Wash Care

- Thread
- Elastic
- Zipper
- Button
- Label
- Costing
- Trims
- Apparel Industry
- Sampling Cutting
- Production System
- Pressing
- Checking
- Packing
- Dispatch Section
- Documentation
- Branding
- Consumer Behavior
- Pricing
- Retailing
- Visual Merchandising



Embellishments

- Types of Embellishments
- Embellishments and its origin
- Hand Embroidery
- Traditional Embellishments
- Dyeing
- Printing



Computer Aided Pattern Drafting

- Introduction and benefits of Reach CAD
- Introduction to Pattern Design System
- Import and Export
- Digitize, plot
- Edit, Setup, Draw, Tools and calculations menu
- Initial setup for making a pattern and grading in Pattern Design System
- GUI of Reach Marker
- Marker Planning
- Calculations Menu
- Making a Marker
- Assignment Pattern
- Pattern Design System
- Marker

Computer Aided Fashion Design

- Computer Aided Fashion Design
- Introduction to Reach Fashion Studio
- Benefits of Reach Fashion Studio
- Menu Commands
- More working areas in various effect
- Style studio effects
- Photo studio effects
- Material studio
- Scan and make lace
- Scan and make folder
- Project work using Fashion Studio

Photoshop

- Introduction to Photoshop
- Tools used in Photoshop
- Practice the tools in Photoshop
- Create Collage
- Create Mood Board
- Create Project using Photoshop



iLLUstrator

- Introduction to Illustrator
- Tools used in Illustrator
- Practice the tools in Illustrator
- AOP Design (All over print)
- Create repeat design for AOP
- Garment print or Embroidery design
- T-Shirt print
- Specification sheet
- Portfolio



Project and portfolio

Project – At the end of the course, students should submit a project report. The choice of the project title is based on their interest.

Ex : Students can present projects in any of the topics they learn from the course like Styling, Visual merchandising, Sourcing, Retailing etc.

Portfolio – They should create their own collection and present it in the form of a portfolio comprising the mood board, color board, story board, client profile, measurement chart, teck pack/spec sheet and illustrations of their designs.

Course Duration – 600 Hrs

Regular :

2 hrs/ day

5 days/ week

Timings :

10:00 AM – 12:00 PM

12:00 PM – 02:00 PM

03:00 PM – 05:00 PM

Career Opportunities

The diversity of the course structure reflects the various career opportunities available to our Fashion design students,

- **Fashion Designer**
- **Fashion Stylist**
- **Merchandiser**
- **Visual Merchandiser**
- **Product Development Manager**
- **Fashion Illustrator**
- **Fashion Journalist**
- **Fashion Photographer**
- **Fashion Coordinator**
- **Product Manager**
- **Pattern Maker**
- **Quality Manager**
- **Fabric Manager**
- **CAD Designer (Pattern)**
- **Factory Manager**
- **Global sourcing or Fashion Buyer**
- **Fashion Consultant**

DreamZone is a Division of CADD Centre, a NSDC approved training partner

JOIN YOUR DREAM COURSE & BUILD YOUR DREAM CAREER

**ADMISSIONS
OPEN**

FASHION DESIGN

INTERIOR DESIGN

GRAPHIC & WEB DESIGN

REACH CAD & RFS

AUTO CAD & 3DS MAX

SKETCH UP


dream zone
... school of creative studies
Basaveshwaranagar

For more details
contact

9611824466 / 9611834466

Address: 471,3rd Floor, Above bata Showroom
Near Pavithra Paradise, 3rd Block, 3rd Stage
Basaveshwaranagar, Bangalore

Follow us on

